

# 10 x 38 mm Photovoltaic fuse links



## Product description

Eaton's Bussmann® series 10 x 38 mm photovoltaic fuse links are specifically designed to protect and isolate photovoltaic strings.

These fuse links are capable of interrupting low overcurrents associated with faulted PV string arrays (reverse current, multi-array fault).

## Features

- Compatible with Eaton's Bussmann series modular fuse holders (see data sheet 720147)



*Powering Business Worldwide*

### Catalogue symbol

- Cylindrical: PV-(amp rating)A10F
- Bolt fixing: PV-(amp rating)A10-T
- PCB Fixing 1 pin: PV-(amp rating)A10-1P
- PCB Fixing 2 pin: PV-(amp rating)A10-2P

### Fuse link size

10 x 38 mm

### Technical data

- Rated voltage: 1000 V d.c.
- Rated current: 1 to 20 A see tables below
- Class of operation: gPV
- Breaking capacity:
  - 50 kA (1 to 20 A)
- Minimum interrupting rating:
  - $1.3 \times I_n$  for 1-15 A
  - $1.5 \times I_n$  for 20 A
- PV fuse coordination with thin film cells and 4", 5" and 6" crystalline silicon cells
- Time constant: 1-3 ms

### Standards/Approvals

- IEC® 60269-6 (gPV)
- UL® Listed to 248-19 (File number E335324)
- CCC®
- CSA® File 53787, Class 1422-30 (1 to 15 A), 20 A pending
- RoHS compliant

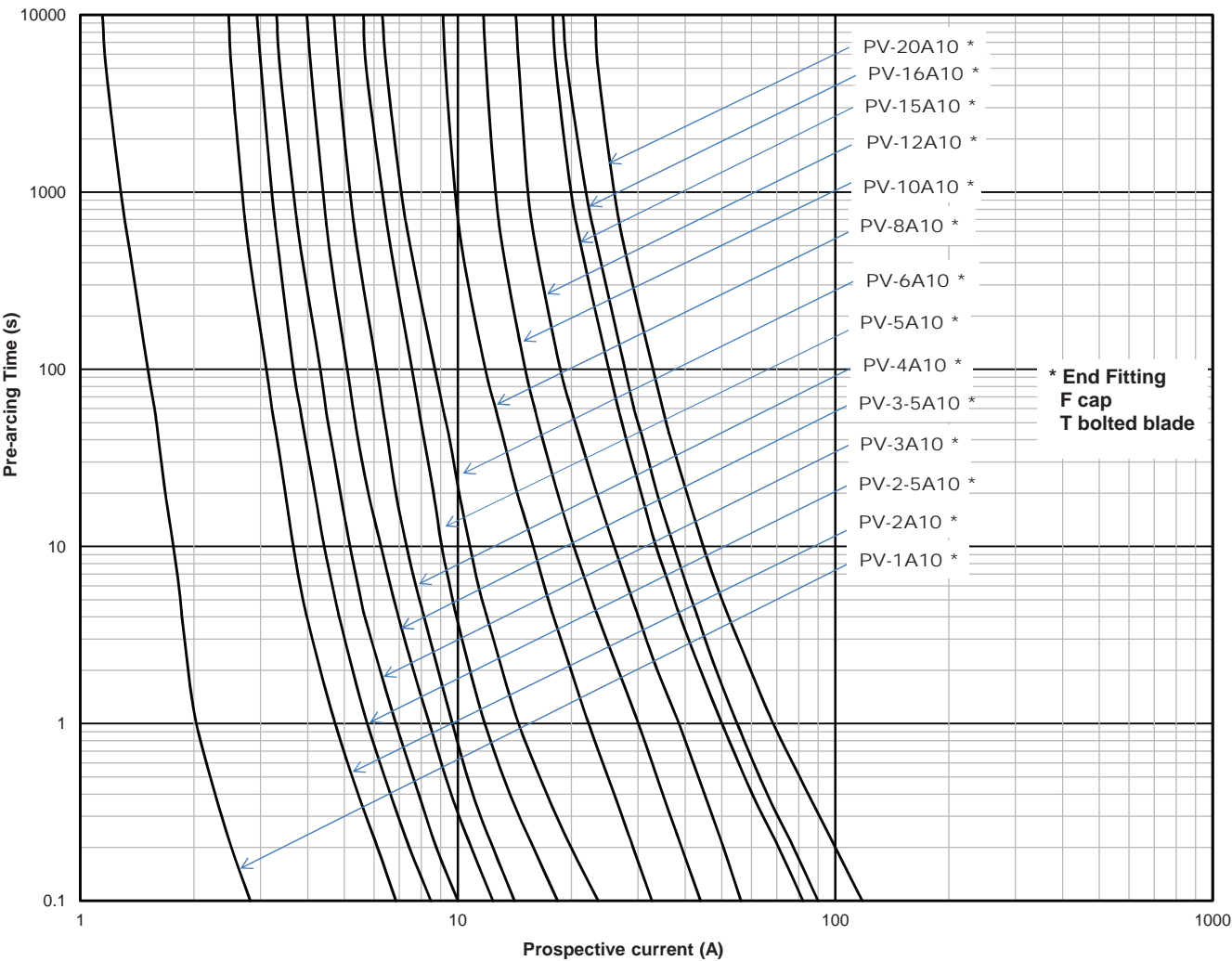
### Packaging

- MOQ: 10

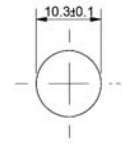
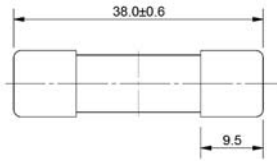
Table 1. Technical data

Cylindrical catalogue number	Bolt fixing catalogue number	PCB fixing catalogue number (1 Pin)	PCB fixing catalogue number (2 Pin)	Rated current (A)	Rated voltage (V d.c.)	Energy integrals I <sup>2</sup> t (A <sup>2</sup> s)		Watts loss (W)	
						Pre-arcing	Total at 1000 V d.c.	0.8 I <sub>n</sub>	I <sub>n</sub>
PV-1A10F	PV-1A10-T	PV-1A10-1P	PV-1A10-2P	1	1000 (IEC/UL)	0.2	0.4	0.8	1.5
PV-2A10F	PV-2A10-T	PV-2A10-1P	PV-2A10-2P	2		1.2	4	0.6	1
PV-2.5A10F	PV-2.5A10-T	PV-2.5A10F-1P	PV-2.5A10F-2P	2.5		3	9	0.6	1
PV-3A10F	PV-3A10-T	PV-3A10-1P	PV-3A10-2P	3		4	11	0.8	1.3
PV-3.5A10F	PV-3.5A10-T	PV-3.5A10-1P	PV-3.5A10-2P	3.5		6.6	18	0.9	1.4
PV-4A10F	PV-4A10-T	PV-4A10-1P	PV-4A10-2P	4		9.5	26	1	1.5
PV-5A10F	PV-5A10-T	PV-5A10-1P	PV-5A10-2P	5		19	50	1	1.6
PV-6A10F	PV-6A10-T	PV-6A10-1P	PV-6A10-2P	6		30	90	1.1	1.8
PV-8A10F	PV-8A10-T	PV-8A10-1P	PV-8A10-2P	8		3	32	1.2	2.1
PV-10A10F	PV-10A10-T	PV-10A10-1P	PV-10A10-2P	10		7	70	1.2	2.3
PV-12A10F	PV-12A10-T	PV-12A10-1P	PV-12A10-2P	12		12	120	1.5	2.7
PV-15A10F	PV-15A10-T	PV-15A10-1P	PV-15A10-2P	15		15	160	1.7	2.9
PV-16A10F	PV-16A10-T	PV-16A10-1P	PV-16A10-2P	16		19	200	1.8	3
PV-20A10F	PV-20A10-T	PV-20A10-1P	PV-20A10-2P	20		34	350	2.1	3.6

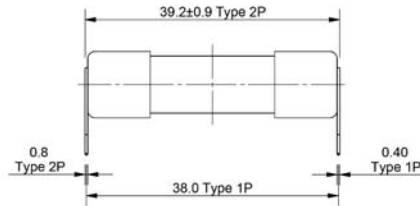
Time current curve



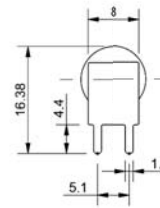
Dimensions — mm



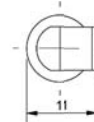
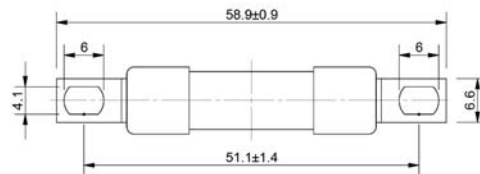
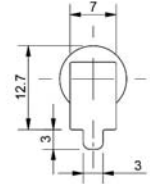
**CYLINDRICAL**  
(PV-\*\*A10F)



(PV-\*\*A10-2P)



**PCB FIXING**  
(PV-\*\*A10-1P)



**BOLT FIXING**  
(PV-\*\*A10-T)

**Eaton**  
EMEA Headquarters  
Route de la Longeraie 7  
1110 Morges, Switzerland

Eaton Electrical Products Limited  
Melton Road  
Burton-on-the-Wolds  
Leicestershire, LE12 5TH  
United Kingdom

© 2017 Eaton  
All Rights Reserved  
PDF Only  
Publication No. 720110  
October 2017

Changes to the products, to the information contained in this document, and to prices are reserved; so are errors and omissions. Only order confirmations and technical documentation by Eaton is binding. Photos and pictures also do not warrant a specific layout or functionality. Their use in whatever form is subject to prior approval by Eaton. The same applies to Trademarks (especially Eaton, Moeller, and Cutler-Hammer). The Terms and Conditions of Eaton apply, as referenced on Eaton Internet pages and Eaton order confirmations.

Eaton is a registered trademark.

All other trademarks are property of their respective owners.